



WILKINS PUBLIC SCHOOL
EARLY STAGE ONE - KINDERGARTEN
HOME LEARNING PACKAGE
Tues 5th - Fri 10th October

Welcome back to Term 4 of home learning! We hope you enjoyed the break and took some time for yourself to relax and unwind. We are very excited to be back at school face to face teaching by the 18th of October. We look forward to seeing you all then.

It will take some time getting back into routine when coming back to school so it is important to start thinking about routines and schedules at home. Make sure you children are getting enough sleep at the right times so waking up for school won't come as a shock. Try and schedule lunch time for about 11am as they do at school so they get used to eating at that time again. For more information please take some time to read the back to school note that will be sent out via Sentral some time this week.

From,

The Kindy Team

Kindergarten Academic Time Activities
Tuesday 5/10 - Friday 8/10

English

Mathematics

Other Key Learning Areas

Please note: this is an optional activity each day.

TUESDAY 5th October

Reading (Phonics)



This activity is assigned via Seesaw in the activities tab.

Find the 2 Soundwave worksheets attached for the sound /th/as in **thong** and the sound /th/ **as** in **feather**.

Watch the video:

[The TH Sound | Phonics Video | Scratch Garden](#)

After you do the worksheets and watch the videos you can try writing words that have those sounds in them OR draw pictures of things that have those sounds in them.

Number - Division



This activity is assigned via Seesaw in the activities tab

Watch this story: [The Doorbell Rang | Division Children's Books Read Aloud – Milk and Cookies Story Time](#)

After watching the story complete the task on Seesaw.

PHD - Importance of sleep



This activity is assigned via Seesaw in the activities tab.

This week you will be learning all about the importance of sleep and rest for your body and mind.

Click on the following YouTube link to learn all about sleep and explore some of the benefits of sleep on your health.

[Why Do We Sleep? The Dr. Binocs Show | Best Learning Videos For Kids | Peekaboo Kidz](#)

After having a short discussion with a family member at home complete the attached worksheet.


PE - Physical Activity

[SISA Gymnastics Lesson - Balance](#)

Reading (Responding to Text) My Dream Pet



This activity is assigned via Seesaw in the activities tab.



My Dream Pet

Listen to the story:
What Pet Should I Get By Dr Seuss.
Write and draw your dream pet
I will get a _____ because _____.

Problem Solving



This activity is assigned via Seesaw in the activities tab.

Have a go at reading the word problems attached and solving them.

Some strategies for problem solving might include:

- Using concrete materials (counters, LEGO blocks, spoons) to show your thinking.
- Drawing a picture of the problem.
- Using a number line to count forwards or backwards.

Create a math problem of your own. See if someone at home can solve it.
Take a photo and post it to your class seesaw.

Extension: Find and complete the Split strategy worksheet attached, these questions are a little trickier so this is an optional task.
This activity is NOT assigned on Seesaw. You can revisit Ms Howard's number that explains the split strategy here:

<https://www.youtube.com/watch?v=R79CnPXBYoQ>


Geography - Special Places



This activity is assigned via Seesaw in the activities tab.

This week we are learning about Aboriginal Dreamtime stories. The two stories we are looking at are called, 'How the Koala got its stumpy tail and 'how the birds got their colours'.

Read or listen to the story and then colour and create your own beautiful picture of the story using one of the colouring sheets provided.



Writing - What can you see under the sea?



This activity is assigned via Seesaw in the activities tab.

Watch the video to see animals under the sea.

Look at the picture.

Write sentences about what you can see under the sea.

Remember to use adjectives (describing words) in your writing, for example.

Under the sea, I can see a huge, pink, dangerous octopus.

You can use some of the adjectives on the word mat to help you.

Handwriting - Optional

Print and complete the handwriting pages.

Measurement - Position



This activity is assigned via Seesaw in the activities tab.

Using the template provided, listen to the instructions on Seesaw and draw a picture for each instruction in the correct place.

Creative Arts -

How to draw an under the sea artwork.




This activity is assigned via Seesaw in the activities tab.

Paint or draw a picture of sea animals under the sea.

Watch the Simple video and follow the instructions to learn how to draw sea animals.

When you have finished, paint or colour your drawing and share your work on SeeSaw.

Optional Mindfulness colouring



Reading (Sight Words)

Revise the attached sight words from lists N1 and N2.

Print/ Write each of the words onto a flash card (twice each) and hide them around the house or in a room. Set the timer and give 2 minutes for them to find as many sight words as they can. At the end of the 2 minutes, have them read the words on each flash card. They get one point for every correct word. Repeat and challenge them to break their record.

Don't forget to log into your **Wushka account and complete an activity of your choice.**

Optional: Have a go at the included game. It's a great way to work on reading those words wherever you see them. You could borrow the counters from a different board game that you have at home, or you could make some of your own using some cardboard and coloured textas.

More great ways to learn sight words include:

- *Spot your sight word, then squish it with the fly swatter. Build up speed while having fun.*
- *Play bingo while reinforcing your sight words. Print out your own custom cards.*
- *Play go fish with sight word cards.*
- *Follow a sight words trail around the room, venturing over chairs and under tables.*

Measurement- Positional Language



This activity is assigned via Seesaw in the activities tab.

Watch Rosie's Walk by Pat Hutchins:
<https://www.youtube.com/watch?v=XHycGh4q58Q>

Using the template provided, drag or draw Rosie into the correct position from the story.

Log onto **Mathletics** to complete some activities.

Science - Living and Non Living Things



This activity is assigned via Seesaw in the activities tab.

Background: This term we are starting our 'staying alive' science unit focusing on the living world strand of the syllabus. In Early Stage 1 the Living World strand focuses on living things, their characteristics, needs, behaviours, and the environment in which they live. Students explore how plants and animals satisfy our needs by providing us with the resources for the production of food and fibre.

For the first 4 weeks of distance learning in term 4 our science lessons will be more closely aligned with our 'staying alive' unit which we will continue when we're back in the classroom.

Living and Non Living Things in our Environment

Have a look around your home, backyard and neighbourhood. Can you see both living and non living things? Draw or take pictures of things in your environment and sort them into living and non living things. Record yourself giving an explanation of the difference between the living and non living things you have found.

Fabulous Fridays – Fun activities to support wellbeing

Create an artwork using only natural materials.



Pets – play with your pets, take them for a walk, help to clean their water bowls etc



Lego Building Challenge



Build a cubby house (inside or outside)




Help a loved one prepare a meal. Talk to them about the ingredients used.



Pop Stick Book Characters
Make some pop stick characters of your favourite book.



Take your lunch outside and find a lovely spot in your yard for a picnic.



Enjoy a walk or a bike ride with your family.



Play a board game or do a puzzle with your family. You could even create your own game.



Make some playdough or oobleck.



Paint or draw a picture to share with someone special.



Kindness: Make a pop-up card for someone that you miss.



THE MASTER BUILDER CHALLENGE!

**Follow the instructions for each day.
The only rule is to have FUN and use
your IMAGINATION!**

Day 1

You are hired by an amusement park to create a new rollercoaster!

Day 1

NASA needs you to build them a new rocket!

Day 3

Your family wants to build a new home and they need you to design it!

Day 4

Hollywood hires you to build a set for the new Star Wars movie!

Day 5

You enter a contest to build the world's tallest tower. Will you win??

Day 6

You are stuck on Mars. You need to build a new spaceship to get home!

Day 7

Toyota hires you to create the toughest truck in the world! Can you do it?

Day 8

You and four friends are stuck on an island. You need to build a boat to find your way home!

Day 9

Captain Hook needs a pirate ship! Can you build him a good one??

Day 10

You and your friends decide to build a treehouse!

Day 11

Prince Charming hires you to build a new castle for him and Cinderella!

Day 12

Dr Who hires you to build a new time machine!

Day 13

You are asked by the city of Sydney to build a new Opera House!

Day 14

Mr Hilton hires you to build a new hotel!

Day 15

There is a circus in town. Build a place for the performance!

Day 16

Help your fellow explorers build a submarine to explore the bottom of the ocean!

Day 17

The big car race is coming! Can you build the fastest car going?

Day 18

Do you wanna build a snowman? Build a ski resort!

Day 19

What is your favourite bridge? Can you build a bridge just like it?

Day 20

Pizza party! It is up to you to make a funky pizza for all the guests!

Day 21

You are hired to build a brand new hospital!

Day 22

You got a pet T-Rex for your birthday! Can you build him an enclosure?

Day 23

You are now in medieval times. You are asked to build a jousting arena!

Day 24

The local bank keeps getting robbed! Can you make a safe building for them?

Day 25

Design and build your dream bedroom!

Day 26

You are elected Ruler of the Land! Design a new flag for your country.

Day 27

Aliens are invading! Build a new war robot to defeat them.

Day 28

The aliens took over but they liked your robot. Can you build a better one for them?

Day 29

The One Colour Challenge! Can you build an entire house out of the same colour bricks?

Day 30

There is a blizzard! Can you build a snowmobile to get home?



**What was
your favourite
day?**