



WORKSHEETS FOR THE WEEK
(CLICK HERE)

Here are all the worksheets for the week in one location for those printing them off at home..

Term 4

Week 1

6G HOME LEARNING PLANNER

PARENT INFORMATION:










Below is a suggested plan of how you may support your child's educational learning during this time at home. The learning tasks are designed to be completed independently by your child, perhaps with some support to get started. [We offer this resource to you as a guide.](#) We understand and appreciate the different circumstances for each family, and their capacity to support their child's home learning. We encourage families to do what you can with the resources you have. Please feel free to contact your child's teacher through the school email with any questions or challenges you may be experiencing. wilkins-p.school@det.nsw.edu.au

STUDENTS INFORMATION:

This week there are **2 key tasks that you need to submit:** a writing activity and Maths Project both **on Friday** and a Maths Project. These tasks will receive feedback from your teacher.

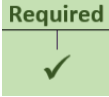



You will also receive **Night of the Notables Part 3B task** on Thursday. This task is due Week 3 Friday 22 October.

Please also fill in your learning log daily.

WEEKLY OVERVIEW	CLASS ZOOM DAY!	WEDNESDAY	CLASS ZOOM DAY!	FRIYAY
MORNING	'Check in'	'Check in'	'Check in'	'Check in'
SPECIAL ACTIVITIES	YEAR 6 ONLY Virtual Stall Day ESSENTIAL VIEWING: Lesson 1 Video Lesson 1 Slides	YEAR 6 ONLY Virtual Stall Day ESSENTIAL VIEWING: Lesson 2 Video Lesson 2 Slides	DanceSport in CLASS GROUPS Click here to see when your class is zooming with Mr Alex	YEAR 6 ONLY Stall Day ZOOM 10am To ask questions ZOOM Link Meeting ID: 673 3606 8720 Passcode: year6
Writing - every day (9.00 - 10.00)	Required ✓	Required ✓	Required ✓	Post performance to Flipgrid Required ✓
Reading - every day (10.00 - 11.00)	Required ✓	Required ✓	Required ✓	Required ✓
LUNCH				
Maths - every day (12.00 - 1.00)	Required ✓	Required ✓	Required ✓	Turn In your 'Design My Bedroom Project' Required ✓
RECESS				
Other Subjects (1.30 - 3.00)	Required ✓ Year 5 Opt In  Year 6 Bridge Construction Task			
	LIBRARY Opt In 	MUSIC Opt In 	THANKFUL THURSDAY Opt In 	FUN WITH FLOWERS Opt In 
Physical Activity (whenever you like)	Harry Potter Workout Opt In 	Yoga Opt In 	Gymnastics Opt In 	Yoga Opt In 
Every Afternoon - Fill in Learning Log Check work for Feedback and feathers		END OF WEEK CHECK: <input type="checkbox"/> Have you posted your performance to Flipgrid?		











WRITING WEEK 1

LI = Learning Intention

TUESDAY	WEDNESDAY	THURSDAY	FRIDAY
<p data-bbox="286 309 394 405"></p> <p data-bbox="80 437 533 497">LI: Introduction into Poetry LI: Identifying 'secret strings' in poems</p> <p data-bbox="80 534 573 595">View the Introduction to Poetry slides and answer the questions</p> <p data-bbox="80 632 589 692">Demonstrate what you already know about poetry.</p> <p data-bbox="80 729 416 758">Watch student SLAM videos</p> <p data-bbox="80 794 595 884">Read and analyse 3 poems, recording what you think the title should be based on the poem.</p>	<p data-bbox="819 309 927 405"></p> <p data-bbox="624 437 1043 497">LI: Explore performance poetry and rehearse performing a poem.</p> <p data-bbox="624 534 1043 563">View the Performance poetry slides</p> <ul data-bbox="645 600 1093 820" style="list-style-type: none">- Watch and analyse the poems- Pick a poem to perform from the doc- Practice performing your poem (you will need to film it and submit it by Friday)	<p data-bbox="1346 309 1453 405"></p> <p data-bbox="1155 437 1610 497">LI: Film performance poem and turn in on flipgrid.</p> <p data-bbox="1155 566 1603 691">Continue to practise the performance poem you were working on yesterday. When you are ready film your performance and submit it on flipgrid.</p> <p data-bbox="1155 727 1570 820">You can film directly in flipgrid or separately on your own device and upload.</p> <p data-bbox="1155 857 1525 917">To access flip grid use this link: https://flipgrid.com/acd331c8</p> <p data-bbox="1155 954 1518 983">Flipgrid join code is: acd331c8</p> <p data-bbox="1155 1019 1610 1144">Please watch this instructional video if you have not used flip grid before and need to learn about how to log in and use the recording tools.</p>	<p data-bbox="1845 309 1953 405"></p> <p data-bbox="1666 437 1973 466">LI: Revision of techniques</p> <p data-bbox="1666 502 2092 563">Turn in your performance on flipgrid TODAY if you haven't already.</p> <p data-bbox="1666 632 2119 724">Revise figurative language techniques that are found in poetry by going through these Slides</p> <p data-bbox="1666 794 2085 887">Practice your knowledge of similes, metaphors, personification and hyperbole with this game</p>

READING WEEK 1

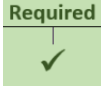



LI = Learning Intention

TUESDAY	WEDNESDAY	THURSDAY	FRIDAY
<p style="text-align: center;">Required</p> <p style="text-align: center;"></p> <p>LI: Students will read poems and state what type of poem they are, their special features and how the poem makes them feel.</p> <p>Look at the powerpoint that will take you through what poetry is and examples of poems. Then complete the activity attached.</p> <p> Reading - poetry</p> <p>Activity:</p> <p>Complete the activity set on the last page of the slideshow.</p> <p>There is no Reading Task for Week 1</p>	<p style="text-align: center;">Required</p> <p style="text-align: center;"></p> <p>LI: Students think creatively, and critically about information and ideas in texts.</p> <p>Novel Study:</p> <p>Today we will be continuing our novel, <i>Out of my mind</i> by Sharon Draper.</p> <p>Listen to the two chapters linked below.</p> <p> Out of My Mind, Chapter 11</p> <p>Answer the questions on the worksheet and record in your personal learning log.</p> <p> Chapter 11: Out of my mind</p>	<p style="text-align: center;">Required</p> <p style="text-align: center;"></p> <p>LI: To develop reading comprehension skills</p> <p>Look on your google classroom or log into:</p> <p>ReadTheory or Readworks</p> <p>(depending on what your class uses)</p> <p>and complete at least ONE assigned task.</p>	<p style="text-align: center;">Required</p> <p style="text-align: center;"></p> <p>LI: Students considers how different viewpoints of their world are represented in texts</p> <p>Novel Study:</p> <p>Out of my Mind - Continue listening to the novel and answering the questions in your learning log.</p> <p> Out of My Mind, Chapter 12  Out of My Mind, Chapter 13</p> <p>Answer the questions on the worksheet and record them in your learning log.</p> <p> Chapter 12 & 13: Out of my mind.</p>

Break/Well-Being: For 15 minutes try a [Smiling Minds](#) or a [Mindfully](#) guided meditation a few days a week.

MATHS WEEK 1

LI = Learning Intention

TUESDAY	WEDNESDAY	THURSDAY	Friday
<p style="text-align: center;"></p> <p>LI:</p> <ul style="list-style-type: none">- Use ratios to create scaled drawings <p>Lesson content: 6G Maths Week 1 Home Learning</p> <p>Slides: 1-4</p> <p>Design My Bedroom Project</p> <p>Today you will be:</p> <ul style="list-style-type: none">- creating a scaled drawing of the floor plan of your bedroom- calculating the area of your bedroom <p>No Maths Quiz this week</p>	<p style="text-align: center;"></p> <p>LI: Develop problem solving capabilities.</p> <p>Lesson content: 6G Maths Week 1 Home Learning</p> <p>Slides: 5-8</p> <p>Links to Maths Olympiad problem solving worksheets:</p> <p>Olympiad 8 Olympiad 9</p> <p>Solutions for these will be posted on Friday.</p>	<p style="text-align: center;"></p> <p>LI:</p> <ul style="list-style-type: none">- Use a budget when purchasing goods- Use ratios to create scaled drawings <p>Lesson content: 6G Maths Week 1 Home Learning</p> <p>Slides: 9-10</p> <p>Design My Bedroom Project</p> <p>Today you will be selecting bedroom furniture within a budget, and create scaled drawings of these items on your floor plan</p>	<p style="text-align: center;"></p> <p>LI:</p> <ul style="list-style-type: none">- Using an online tool to create a floor plan <p>Lesson content: 6G Maths Week 1 Home Learning</p> <p>Slides: 11-12</p> <p>Design My Bedroom Project</p> <p>Today you will be using an online tool to create a scaled digital version of your bedroom floor plan.</p> <p>Turn In 'Design My Bedroom Project'</p>

OTHER SUBJECTS WEEK 1

All activities on this page are **OPTIONAL** except those marked

Required



TUESDAY

WEDNESDAY

THURSDAY

FRIDAY

Year 5

Required



This week's STEM challenge is a [Bridge Construction Task](#)

You have 4 days to **design** and **build** a bridge.



Year 6

Opt In



See the link above and this video for more information!

Share your work on your Learning Log. Good luck!

[LIBRARY Google Classroom](#)

MUSIC

THANKFUL THURSDAY

SCIENCE/ ART/ POETRY/ MUSIC

In library, you are going to be learning/practicing some Coding!

Check out these slides:

[Coding 1 yr 5-6](#)

[Here is a video explaining the task to you!](#)

Log into the:

[Stage 3 MUSIC Google Classroom](#)

Class code - fahdqvx

and complete the activities that have been planned for you.

In your Learning log write down 10 things you're thankful for right now

OR

Draw/ create an collage/ artwork about the things you're thankful for

Check out these beautiful/ awesome lessons

[Fun with Flowers](#)

PE - PHYSICAL ACTIVITIES

[Harry Potter Book of Spells Workout](#)

[Popcorn the Dolphin | A Cosmic Kids Yoga Adventure!](#)

[SISA lesson - Gymnastics Movement Challenges and Techniques](#)

[SISA Yoga Lesson](#)